

Hints and Tips for Using Treasury's Portal

Designating SLFRF Points of Contact by SLFRF Account Administrators

This Hints and Tips document provides a brief instruction for SLFRF Account Administrators on accessing Treasury's Portal to provide the names and contact information of officials to be designated as your organization's points of contact for the SLFRF award(s). The following pages provide step-by-step guidance. See Section B for commonly asked questions/answers on this topic.

Note- the screens noted below may be subject to change.

Section A: Instructions

Step 1

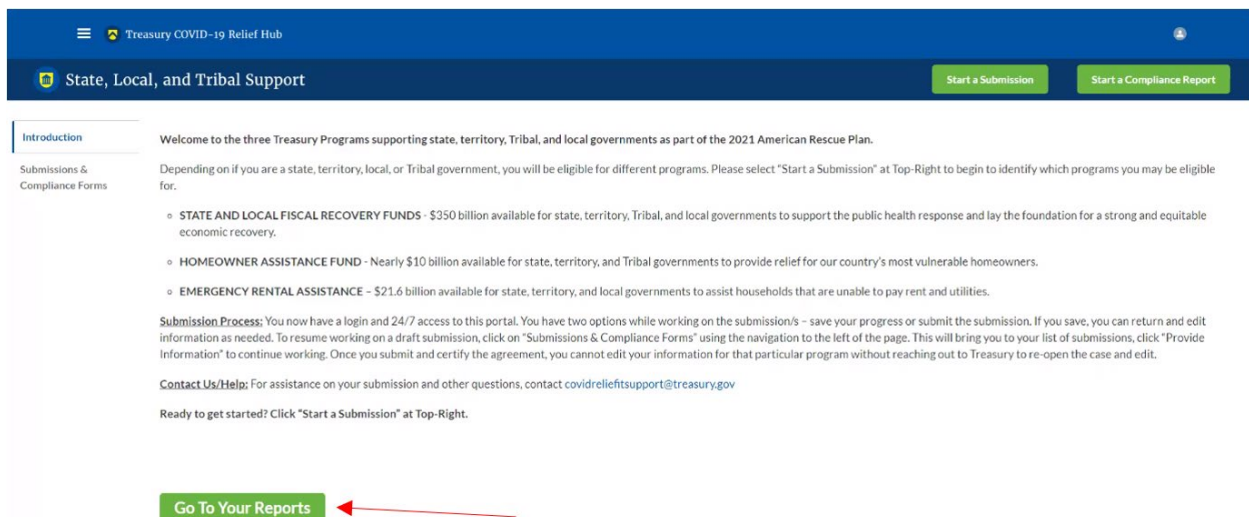
You must be registered in the ID.me system to access Treasury's Portal. You can refer to the accompanying guidance on registering in the ID.me system. If you have questions about registering in ID.me, please email SLFRP@treasury.gov.

Step 2

Once you are registered in ID.me, click on the link in the email you received requesting the POC designations. If you do not have the email link, please email us via SLFRP@Treasury.gov and we will provide the link.

Step 3

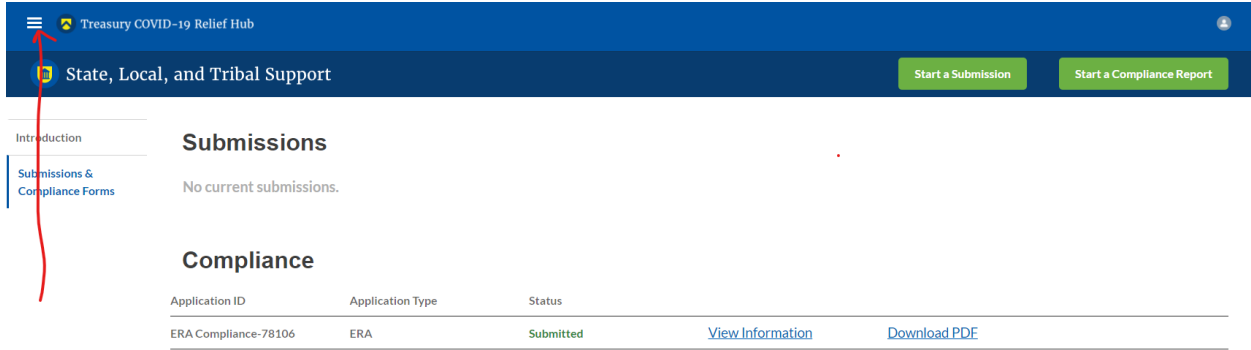
The link will take you to the Treasury Portal "State, Local, and Tribal Support" landing page as shown below. Once on that page, click on the *Go to Your Report* button at the bottom left of the screen, as indicated in by the red arrow below.



Step 4

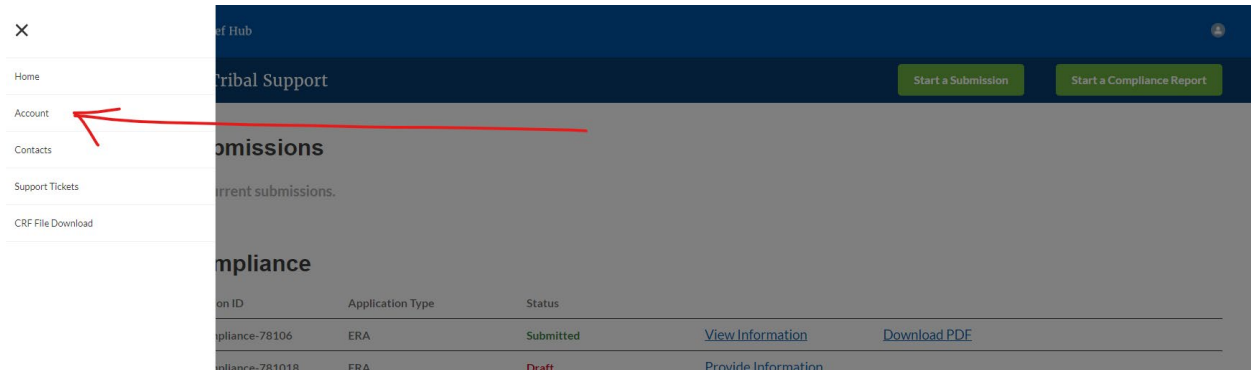
The green *Go to Your Report* button will take you to the Submissions and Compliance page as

shown below. Once on that page, click on the three-line navigation icon at the top left of the screen. The red arrow below is pointing to the icon.



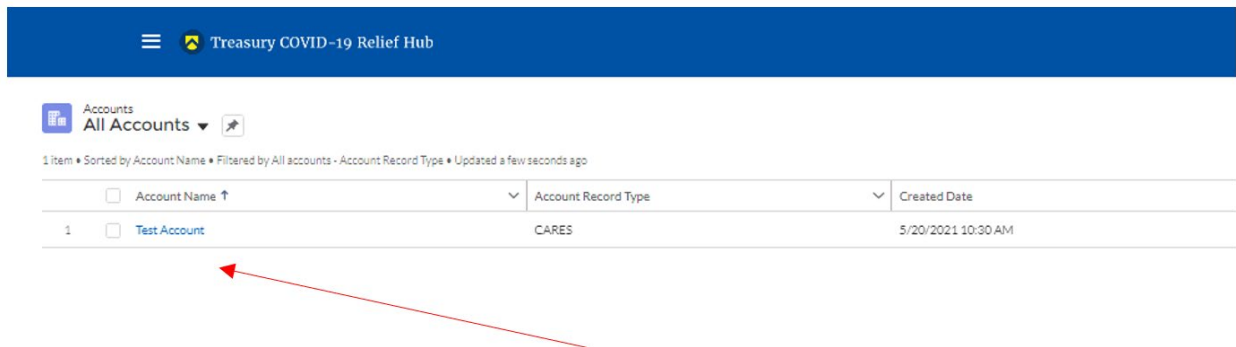
Step 5

After clicking on the three-line navigation icon, a drop-down menu will appear on the top left of the screen as shown below. Please click on “Account” from the drop-down menu, as shown by the red arrow below.



Step 6

Next you will see the screen below. Under the “Account Name” heading, click on the name of your organization (as shown by the red arrow).



Step 7

By clicking the name of your organization, Treasury’s portal will open to allow you to provide names and contact information on your organization’s designees for the SLFRF reports, as shown below. The landing page provides basic information about the designations. Please see section B for more details about the roles and responsibilities for each or the three roles.

Treasury COVID-19 Relief Hub

Introduction
Certification
Designation Form

ERA Award Account Administrator, Point of Contact for Reporting, and Authorized Representative for Reporting

Each Emergency Rental Assistance (ERA) award recipient must designate up to three individuals to serve as Treasury's lead contacts for reporting for each ERA1 and ERA2 award.

There are three distinct roles for each ERA1 and ERA2 awards, as follows:

Account Administrator - Individual authorized to maintain your organization's list of designated individuals for the ERA1 or ERA2 award reporting in the Treasury Portal.

Point of Contact for Reporting - Individual responsible for receiving official Treasury notifications about reporting on the ERA1 or ERA2 award including alerts about upcoming reporting, requirements, and deadlines. The Point of Contact for Reporting will also be responsible for completing the reports on the ERA1 or ERA2 award.

Authorized Representative for Reporting - Individual responsible for certifying and submitting official reports on behalf of the ERA1 or ERA2 award recipient. The Authorized Representative will also be responsible for communications with Treasury on such matters as extension requests and amendments of previously submitted reports. The official reports may include special reports, monthly reports, quarterly reports, interim reports and final reports.

The Point of Contact for Reporting may be the same individual identified as the Authorized Representative for Reporting. The Account Administrator may be designated for these roles as well.

User Instructions

- 1) Please go to the "Certification" tab and complete the official certification that you are authorized by the recipient/grantee to submit names of individuals, who are authorized to act on behalf of the recipient in the roles identified above for purposes of reporting on its award under the program.
- 2) Go to the "Designation Form" tab and complete the brief form providing the names and contact information for your organization's designees for the ERA1 or ERA2 award.

Step 8

When you are ready to key in the names of the designated individuals, click on the "Certification" button on the left navigation bar, as noted in the red arrow as shown below.

Treasury COVID-19 Relief Hub

Introduction
Certification
Designation Form

ERA Award Account Administrator, Point of Contact for Reporting, and Authorized Representative for Reporting

Each Emergency Rental Assistance (ERA) award recipient must designate up to three individuals to serve as Treasury's lead contacts for reporting for each ERA1 and ERA2 award.

There are three distinct roles for each ERA1 and ERA2 awards, as follows:

Account Administrator - Individual authorized to maintain your organization's list of designated individuals for the ERA1 or ERA2 award reporting in the Treasury Portal.

Point of Contact for Reporting - Individual responsible for receiving official Treasury notifications about reporting on the ERA1 or ERA2 award including alerts about upcoming reporting, requirements, and deadlines. The Point of Contact for Reporting will also be responsible for completing the reports on the ERA1 or ERA2 award.

Authorized Representative for Reporting - Individual responsible for certifying and submitting official reports on behalf of the ERA1 or ERA2 award recipient. The Authorized Representative will also be responsible for communications with Treasury on such matters as extension requests and amendments of previously submitted reports. The official reports may include special reports, monthly reports, quarterly reports, interim reports and final reports.

The Point of Contact for Reporting may be the same individual identified as the Authorized Representative for Reporting. The Account Administrator may be designated for these roles as well.

User Instructions

- 1) Please go to the "Certification" tab and complete the official certification that you are authorized by the recipient/grantee to submit names of individuals, who are authorized to act on behalf of the recipient in the roles identified above for purposes of reporting on its award under the program.
- 2) Go to the "Designation Form" tab and complete the brief form providing the names and contact information for your organization's designees for the ERA1 or ERA2 award.

Step 9

On the "Official Certification of Authorization" screen, you should type in your name to indicate you are authorized to submit the names of the designated individuals. Once you enter your name, click on the *Submit* button.

Treasury COVID-19 Relief Hub

Introduction
Certification
Designation Form

Official Certification of Authorization

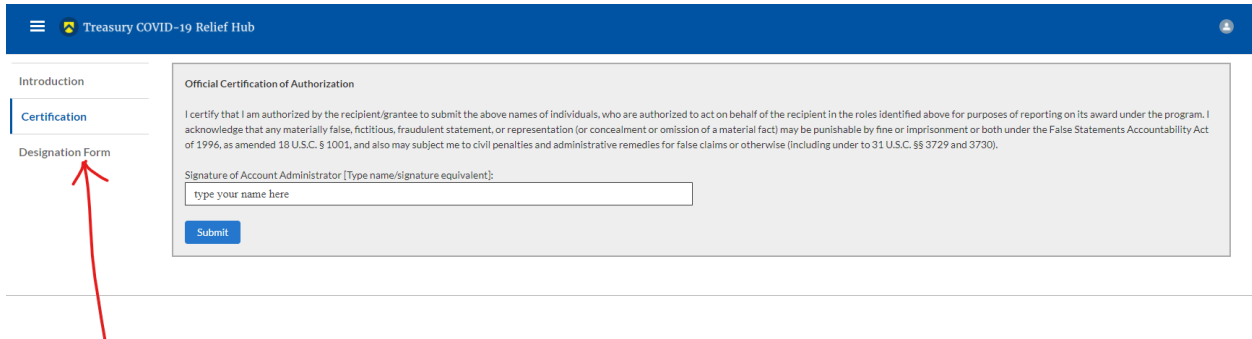
I certify that I am authorized by the recipient/grantee to submit the above names of individuals, who are authorized to act on behalf of the recipient in the roles identified above for purposes of reporting on its award under the program. I acknowledge that any materially false, fictitious, fraudulent statement, or representation (or concealment or omission of a material fact) may be punishable by fine or imprisonment or both under the False Statements Accountability Act of 1996, as amended 18 U.S.C. § 1001, and also may subject me to civil penalties and administrative remedies for false claims or otherwise (including under to 31 U.S.C. §§ 3729 and 3730).

Signature of Account Administrator [Type name/signature equivalent]:

Submit

Step 10

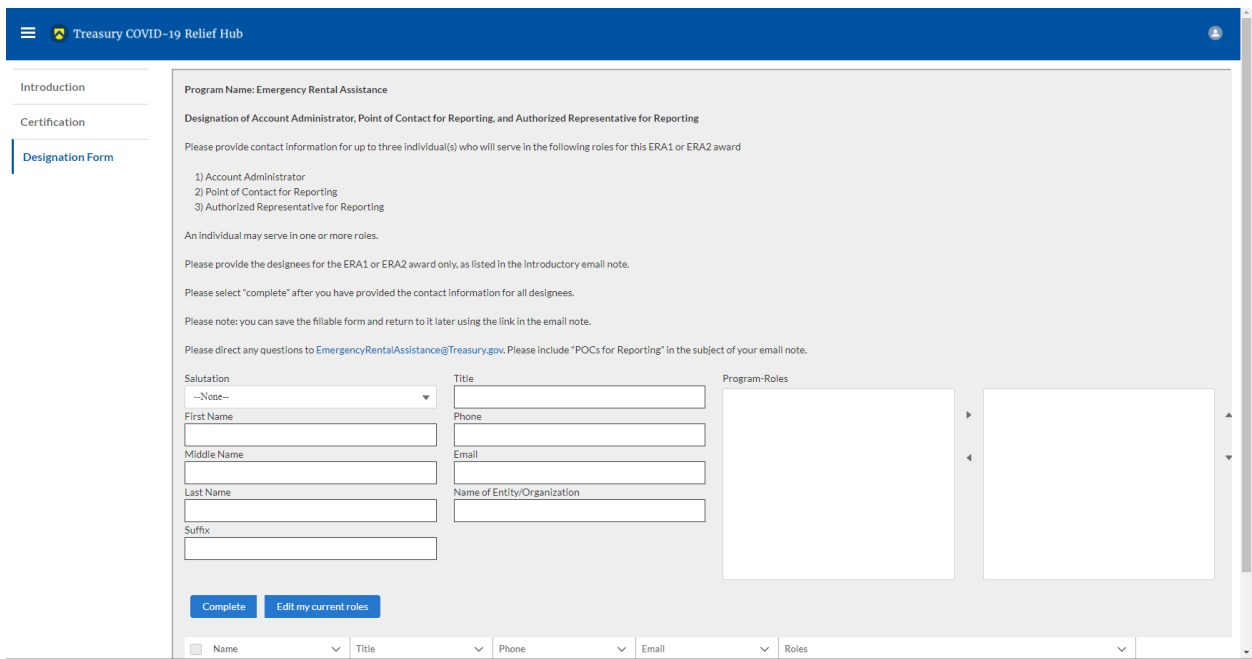
Next, click on the “Designation Form” button on the left navigation bar, as noted by the red arrow shown below.



The screenshot shows the Treasury COVID-19 Relief Hub interface. On the left navigation bar, the 'Designation Form' button is highlighted with a red arrow. The main content area displays the 'Official Certification of Authorization' form, which includes a certification statement, a signature field for the Account Administrator, and a 'Submit' button.

Step 11

Clicking on the “Designation Form” button will open the “Designation of Account Administrator, Point of Contact for Reporting, and Authorized Representative for Reporting” screen shown below.



The screenshot shows the Treasury COVID-19 Relief Hub interface with the 'Designation Form' screen open. The form is titled 'Program Name: Emergency Rental Assistance' and 'Designation of Account Administrator, Point of Contact for Reporting, and Authorized Representative for Reporting'. It includes instructions for providing contact information for up to three individuals and a list of roles: 1) Account Administrator, 2) Point of Contact for Reporting, and 3) Authorized Representative for Reporting. The form contains several input fields for personal and contact information, a 'Program-Roles' section, and 'Complete' and 'Edit my current roles' buttons.

You can use the Designation Form to enter the names and contact information for each of the three designations for each of your SLFRF allocations.

The roles for the SLFRF allocations are displayed as follows:

- SLFRF – Account Administrator
- SLFRF – Point of Contact for Reporting
- SLFRF – Authorized Representative for Reporting

The Designation Form screen shows nine data fields for entering key information about the individual being designated. These include:

- Salutation (optional)
- First Name
- Middle Name (optional)
- Last Name
- Suffix (optional)
- Title
- Phone
- Email
- Name of Entity/Organization (Recipient entity)

Note: The screen will display a list at the bottom of the screen with the names and contact information of individuals (if any) who have previously been designated for any of the three roles. This list will be important in maintaining and updating your organization's designees in the future.

a. Designation of the Account Administrator

Remember, we have temporarily authorized you as the SLFRF – Account Administrator. There is no need to re-enter your name and contact information if you plan to continue in that role. If you need to designate someone else as the SLFRF Account Administrator,

- Find your name at the bottom of the screen.
- Hit the blue *Edit* button located to right of your name.
- Enter the name and contact information of the new SLFRF Account Administrator.
- Hit the blue *Complete* button.

b. Designation of Point of Contact for Reporting and Authorized Representative for Reporting

- Enter the next designee's name and contact information.
- After entering their name and required contact information, select the Program Role(s) for which he/she is being designated.
- Once the role is selected, click on the small arrow to the right of the role, which will move the role to the box on the right.
- Click on the *Complete* button at the bottom of the screen.
- Follow the same process for each of the remaining designees.
- When you have entered all three designations, please press the *Complete* button.
- As a final step, go to the icon on the upper right of the screen as shown below to exit the system.

Introduction

Certification

Designation Form

Program Name: Emergency Rental Assistance

Designation of Account Administrator, Point of Contact for Reporting, and Authorized Representative for Reporting

Please provide contact information for up to three individual(s) who will serve in the following roles for this ERA1 or ERA2 award

- 1) Account Administrator
- 2) Point of Contact for Reporting
- 3) Authorized Representative for Reporting

An individual may serve in one or more roles.

Please provide the designees for the ERA1 or ERA2 award only, as listed in the introductory email note.

Please select "complete" after you have provided the contact information for all designees.

Please note: you can save the fillable form and return to it later using the link in the email note.

Please direct any questions to EmergencyRentalAssistance@Treasury.gov. Please include "POCs for Reporting" in the subject of your email note.

Salutation: --None--

Title: Manager

First Name: George

Phone: 223.222.2222

Middle Name:

Email: George@mmm.edu

Last Name: Johnson

Name of Entity/Organization: ERA west

Suffix:

Program-Roles:

[Complete](#) [Edit my current roles](#)

Section B: Questions and Answers

Who is authorized to designate the Account Administrator, the Point of Contact for Reporting, and the Authorized Representative for Reporting for my organization's SLFRF's award?

Treasury requests that each SLFRF should follow its own decision-making procedures in making the three designations for each award.

What is the deadline for making the designation?

Treasury requests that use Treasury's portal to make the three designations as soon as possible to enable your organization to submit its Interim Report and Recovery Plan Performance Report (if applicable) by the August 31, 2021 submission due date.

What are the responsibilities for each of the three designated roles?

The required roles are as follows:

- Account Administrator** for the SLFRF award has the administrative role of maintaining the names and contact information of the designated individuals for SLFRF reporting. The Account Administrator is also responsible for working within your organization to determine its designees for the roles of Point of Contact for Reporting and Authorized Representative for Reporting and providing their names and contact information via Treasury's Portal. The Account Administrator can also view and submit reports. Finally, the Account Administrator is responsible for making any changes or updates as needed over the award period. We recommend that the Account Administrator identify an individual to serve in his/her place in the event of staff changes.

- **Point of Contact for Reporting** is the primary contact for receiving official Treasury notifications about reporting on the SLFRF award, including alerts about upcoming reporting, requirements, and deadlines. The Point of Contact for Reporting is responsible for completing the SLFRF reports, but cannot certify and submit these reports.
- **Authorized Representative for Reporting** is responsible for certifying and submitting official reports on behalf of the SLFRF award recipient. Treasury will accept reports or other official communications only when submitted by the Authorized Representative for Reporting. The Authorized Representative for Reporting is also responsible for communications with Treasury on such matters as extension requests and amendments of previously submitted reports. The official reports may include special reports, monthly reports, quarterly reports, interim reports, and final reports.

May my organization designate one individual for multiple roles?

Yes, an individual may be designated for multiple roles. For example, the individual designated as the Account Administrator can also be designated as the Authorized Representative for Reporting or Point of Contact for Reporting. It is also acceptable for an organization to designate one individual for all three roles however it should also adhere to any applicable rules on personnel checks and balances.

May my organization designate more than one individual per role?

Yes, you may designate more than one person per each role but are encouraged to limit the number of users assigned to each role.

May my organization change the designations from time to time?

Yes, an organization may make changes and updates to the list of designation individuals whenever needed.

Must each of the designated individuals register for using Treasury's Portal?

Yes, everyone designated for any of the roles must register with ID.me before they will be given access to Treasury's portal. Please contact us at the email address below for more information and guidance on registering with ID.me.

Additional Questions or Additional Assistance?

If you have additional questions about accessing or using Treasury's portal to provide the designees' names and contact information, please send us an email via SLRFP@treasury.gov.